

# GORGE ROAD SCHOOL

## ANNUAL REPORT

### FOR THE YEAR ENDED 31 DECEMBER 2019

#### School Directory

**Ministry Number:** 3957  
**Principal:** Jenny Craig  
**School Address:** 4 Factory Road, Invercargill  
**School Postal Address:** Factory Road, R D 5, Invercargill 9875  
**School Phone:** (03) 239 5763  
**School Email:** [office@gorgeroad.school.nz](mailto:office@gorgeroad.school.nz)

#### Members of the Board of Trustees

Name	Position	How Position Gained	Occupation	Term Expired/ Expires
Ruth Bruinsma	Chair Person	Elected	Diary Farmer	May-22
Jenny Craig	Principal	ex Officio		
Jo Bruce	Parent Rep	Elected	Shee/Beef Farm	May-22
Thomas Mead	Parent Rep	Elected	Dairy Farmer	May-22
Andre Egbers	Parent Rep	Elected	Dairy Farmer	May-22
Reza Abdul Jabbar	Parent Rep	Co-opted	Dairy Farmer	May-22
Sonia Marshall	Staff Rep	Elected	Teacher	May-22
Sue Beck				Resigned May-19

**Accountant / Service Provider:** Maggie Turnhout

# GORGE ROAD SCHOOL

Annual Report - For the year ended 31 December 2019

## Index

<b>Page</b>	<b>Statement</b>
	<b>Financial Statements</b>
<a href="#">1</a>	Statement of Responsibility
<a href="#">2</a>	Statement of Comprehensive Revenue and Expense
<a href="#">3</a>	Statement of Changes in Net Assets/Equity
<a href="#">4</a>	Statement of Financial Position
<a href="#">5</a>	Statement of Cash Flows
<a href="#">6 - 10</a>	Statement of Accounting Policies
<a href="#">11 - 19</a>	Notes to the Financial Statements
	<b>Other Information</b>
20	Kiwisport
<a href="#">21</a>	Analysis of Variance
	Independent Auditor's Report

# Gorge Road School

## Statement of Responsibility

For the year ended 31 December 2019

The Board of Trustees accepts responsibility for the preparation of the annual financial statements and the judgements used in these financial statements.


The management (including the principal and others as directed by the Board) accepts responsibility for establishing and maintaining a system of internal controls designed to provide reasonable assurance as to the integrity and reliability of the school's financial reporting.

It is the opinion of the Board and management that the annual financial statements for the financial year ended 31 December 2019 fairly reflects the financial position and operations of the school.

The School's 2019 financial statements are authorised for issue by the Board.

Ruth Bruinsma

Full Name of Board Chairperson




Signature of Board Chairperson

19/5/2020

Date:

Jenny Craig

Full Name of Principal



Signature of Principal

19/5/2020

Date:

**Gorge Road School**  
**Statement of Comprehensive Revenue and Expense**  
For the year ended 31 December 2019

	Notes	2019 Actual \$	2019 Budget (Unaudited) \$	2018 Actual \$
<b>Revenue</b>				
Government Grants	2	514,124	498,025	526,965
Locally Raised Funds	3	34,296	31,030	34,100
Interest income		4,197	2,279	3,093
		<hr/>	<hr/>	<hr/>
		552,618	531,334	564,158
<b>Expenses</b>				
Locally Raised Funds	3	29,128	27,850	25,497
Learning Resources	4	315,702	305,761	309,656
Administration	5	31,861	33,359	33,343
Finance		39	-	177
Property	6	150,680	153,558	154,962
Depreciation	7	11,667	10,000	16,208
Loss on Disposal of Property, Plant and Equipment		1,440	-	-
Amortisation of Intangible Assets	13	-	-	130
		<hr/>	<hr/>	<hr/>
		540,517	530,528	539,973
<b>Net Surplus / (Deficit) for the year</b>		12,101	806	24,186
Other Comprehensive Revenue and Expenses		-	-	-
<b>Total Comprehensive Revenue and Expense for the Year</b>		<hr/> <hr/>	<hr/> <hr/>	<hr/> <hr/>
		12,101	806	24,186

The above Statement of Comprehensive Revenue and Expense should be read in conjunction with the accompanying notes which form part of these financial statements.



# Gorge Road School

## Statement of Changes in Net Assets/Equity

For the year ended 31 December 2019

	Notes	Actual 2019 \$	Budget (Unaudited) 2019 \$	Actual 2018 \$
<b>Balance at 1 January</b>		181,127	181,127	156,941
Total comprehensive revenue and expense for the year		12,101	806	24,186
Capital Contributions from the Ministry of Education				
Contribution - Furniture and Equipment Grant		835	-	-
<b>Equity at 31 December</b>	23	194,063	181,933	181,127
Retained Earnings		194,063	181,933	181,127
<b>Equity at 31 December</b>		194,063	181,933	181,127

The above Statement of Changes in Net Assets/Equity should be read in conjunction with the accompanying notes which form part of these financial statements.



# Gorge Road School

## Statement of Financial Position

As at 31 December 2019

		2019	2019	2018
	Notes	Actual	Budget	Actual
		\$	(Unaudited)	\$
			\$	
<b>Current Assets</b>				
Cash and Cash Equivalents	8	61,843	95,853	81,020
Accounts Receivable	9	19,592	22,591	22,591
GST Receivable		13,225	-	-
Inventories	10	733	942	942
Investments	11	122,103	84,284	84,284
Funds held for Capital Works Projects	17	-	10,844	10,844
		<u>217,497</u>	<u>214,514</u>	<u>199,681</u>
<b>Current Liabilities</b>				
GST Payable		-	3,050	3,050
Accounts Payable	14	23,776	29,366	29,366
Provision for Cyclical Maintenance	15	59,804	46,818	46,818
Finance Lease Liability - Current Portion	16	940	483	973
		<u>84,520</u>	<u>79,718</u>	<u>80,208</u>
<b>Working Capital Surplus/(Deficit)</b>		132,977	134,796	119,473
<b>Non-current Assets</b>				
Property, Plant and Equipment	12	69,882	70,343	80,343
		<u>69,882</u>	<u>70,343</u>	<u>80,343</u>
<b>Non-current Liabilities</b>				
Provision for Cyclical Maintenance	15	8,000	23,206	18,206
Finance Lease Liability	16	795	-	483
		<u>8,795</u>	<u>23,206</u>	<u>18,689</u>
<b>Net Assets</b>		<u>194,063</u>	<u>181,933</u>	<u>181,127</u>
<b>Equity</b>	23	<u>194,063</u>	<u>181,933</u>	<u>181,127</u>

The above Statement of Financial Position should be read in conjunction with the accompanying notes which form part of these financial statements.



# Gorge Road School

## Statement of Cash Flows

For the year ended 31 December 2019

		2019	2019	2018
	Note	Actual	Budget	Actual
		\$	(Unaudited)	\$
			\$	
<b>Cash flows from Operating Activities</b>				
Government Grants		113,864	113,024	117,150
Locally Raised Funds		34,918	31,031	27,141
Goods and Services Tax (net)		(16,275)	-	1,679
Payments to Employees		(53,335)	(42,598)	(13,381)
Payments to Suppliers		(72,741)	(87,930)	(89,506)
Cyclical Maintenance Payments in the year		(860)	-	-
Interest Paid		(39)	-	(177)
Interest Received		2,879	2,279	3,093
Net cash from Operating Activities		8,411	15,806	45,999
<b>Cash flows from Investing Activities</b>				
Proceeds from Sale of PPE (and Intangibles)		-	-	4,870
Purchase of PPE (and Intangibles)		(1,163)	-	(12,874)
Purchase of Investments		(37,819)	-	(2,284)
Net cash from Investing Activities		(38,982)	-	(10,288)
<b>Cash flows from Financing Activities</b>				
Furniture and Equipment Grant		835	-	-
Finance Lease Payments		(286)	(973)	(1,027)
Funds Held for Capital Works Projects		10,844	-	(15,533)
Net cash from Financing Activities		11,393	(973)	(16,560)
<b>Net increase/(decrease) in cash and cash equivalents</b>		<b>(19,177)</b>	<b>14,832</b>	<b>19,151</b>
Cash and cash equivalents at the beginning of the year	8	81,020	81,020	61,869
<b>Cash and cash equivalents at the end of the year</b>	<b>8</b>	<b>61,843</b>	<b>95,852</b>	<b>81,020</b>

The statement of cash flows records only those cash flows directly within the control of the School. This means centrally funded teachers' salaries and the use of land and buildings grant and expense have been excluded.

The above Cash Flow Statement should be read in conjunction with the accompanying notes which form part of these financial statements..



# **Gorge Road School**

## **Notes to the Financial Statements**

### **For the year ended 31 December 2019**

#### **1. Statement of Accounting Policies**

##### **a) Reporting Entity**

Gorge Road School (the School) is a Crown entity as specified in the Crown Entities Act 2004 and a school as described in the Education Act 1989. The Board of Trustees (the Board) is of the view that the School is a public benefit entity for financial reporting purposes.

##### **b) Basis of Preparation**

###### ***Reporting Period***

The financial reports have been prepared for the period 1 January 2019 to 31 December 2019 and in accordance with the requirements of the Public Finance Act 1989.

###### ***Basis of Preparation***

The financial statements have been prepared on a going concern basis, and the accounting policies have been consistently applied throughout the period.

###### ***Financial Reporting Standards Applied***

The Education Act 1989 requires the School, as a Crown entity, to prepare financial statements in accordance with generally accepted accounting practice. The financial statements have been prepared in accordance with generally accepted accounting practice in New Zealand, applying Public Sector Public Benefit Entity (PBE) Standards Reduced Disclosure Regime as appropriate to public benefit entities that qualify for Tier 2 reporting. The school is considered a Public Benefit Entity as it meets the criteria specified as “having a primary objective to provide goods and/or services for community or social benefit and where any equity has been provided with a view to supporting that primary objective rather than for financial return to equity holders”.

###### ***Standard early adopted***

In line with the Financial Statements of the Government, the School has elected to early adopt PBE IFRS 9 Financial Instruments. PBE IFRS 9 replaces PBE IPSAS 29 Financial Instruments: Recognition and Measurement. Information about the adoption of PBE IFRS 9 is provided in Note 27.

###### ***PBE Accounting Standards Reduced Disclosure Regime***

The School qualifies for Tier 2 as the school is not publicly accountable and is not considered large as it falls below the expenditure threshold of \$30 million per year. All relevant reduced disclosure concessions have been taken.

###### ***Measurement Base***

The financial statements are prepared on the historical cost basis unless otherwise noted in a specific accounting policy.

###### ***Presentation Currency***

These financial statements are presented in New Zealand dollars, rounded to the nearest dollar.

###### ***Specific Accounting Policies***

The accounting policies used in the preparation of these financial statements are set out below.

###### ***Critical Accounting Estimates And Assumptions***

The preparation of financial statements requires management to make judgements, estimates and assumptions that affect the application of accounting policies and the reported amounts of assets, liabilities, revenue and expenses. Actual results may differ from these estimates.

Estimates and underlying assumptions are reviewed on an ongoing basis. Revisions to accounting estimates are recognised in the period in which the estimate is revised and in any future periods affected.





### *Useful lives of property, plant and equipment*

The School reviews the estimated useful lives of property, plant and equipment at the end of each reporting date. The School believes that the estimated useful lives of the property, plant and equipment as disclosed in the Significant Accounting Policies are appropriate to the nature of the property, plant and equipment at reporting date. Property, plant and equipment is disclosed at note 12.

### **Critical Judgements in applying accounting policies**

Management has exercised the following critical judgements in applying accounting policies:

#### *Classification of leases*

Determining whether a lease is a finance lease or an operating lease requires judgement as to whether the lease transfers substantially all the risks and rewards of ownership to the school. Judgement is required on various aspects that include, but are not limited to, the fair value of the leased asset, the economic life of the leased asset, whether or not to include renewal options in the lease term, and determining an appropriate discount rate to calculate the present value of the minimum lease payments. Classification as a finance lease means the asset is recognised in the statement of financial position as property, plant, and equipment, whereas for an operating lease no such asset is recognised. Finance leases are disclosed at note 16.

#### *Recognition of grants*

The School reviews the grants monies received at the end of each reporting period and whether any require a provision to carryforward amounts unspent. The School believes all grants received have been appropriately recognised as a liability if required. Government grants are disclosed at note 2.

### **c) Revenue Recognition**

#### **Government Grants**

The school receives funding from the Ministry of Education. The following are the main types of funding that the School receives;

Operational grants are recorded as revenue when the School has the rights to the funding, which is in the year that the funding is received.

Teachers salaries grants are recorded as revenue when the School has the rights to the funding in the salary period they relate to. The grants are not received in cash by the School and are paid directly to teachers by the Ministry of Education.

Use of land and buildings grants are recorded as revenue in the period the School uses the land and buildings. These are not received in cash by the School as they equate to the deemed expense for using the land and buildings which are owned by the Crown.

#### **Other Grants**

Other grants are recorded as revenue when the School has the rights to the funding, unless there are unfulfilled conditions attached to the grant, in which case the amount relating to the unfulfilled conditions is recognised as a liability and released to revenue as the conditions are fulfilled.

#### **Donations, Gifts and Bequests**

Donations, gifts and bequests are recorded as revenue when their receipt is formally acknowledged by the School.

#### **Interest Revenue**

Interest Revenue earned on cash and cash equivalents and investments is recorded as revenue in the period it is earned.

### **d) Use of Land and Buildings Expense**

The property from which the School operates is owned by the Crown and managed by the Ministry of Education on behalf of the Crown. The School's use of the land and buildings as occupant is based on a property occupancy document as gazetted by the Ministry. The expense is based on an assumed market rental yield on the value of land and buildings as used for rating purposes. This is a non-cash expense that is offset by a non-cash grant from the Ministry.

### **e) Operating Lease Payments**

Payments made under operating leases are recognised in the Statement of Comprehensive Revenue and Expense on a straight line basis over the term of the lease.

#### **f) Finance Lease Payments**

Finance lease payments are apportioned between the finance charge and the reduction of the outstanding liability. The finance charge is allocated to each period during the lease term on an effective interest basis.

#### **g) Cash and Cash Equivalents**

Cash and cash equivalents include cash on hand, bank balances, deposits held at call with banks, and other short term highly liquid investments with original maturities of 90 days or less, and bank overdrafts. The carrying amount of cash and cash equivalents represent fair value.

#### **h) Accounts Receivable**

Short-term receivables are recorded at the amount due, less an allowance for credit losses. The school applies the simplified expected credit loss model of recognising lifetime expected credit losses for receivables. In measuring expected credit losses, short-term receivables have been assessed on a collective basis as they possess shared credit risk characteristics. They have been grouped based on the days past due. Short-term receivables are written off when there is no reasonable expectation of recovery. Indicators that there is no reasonable expectation of recovery include the debtor being in liquidation.

#### **Prior Year Policy**

*Accounts Receivable represents items that the School has issued invoices for or accrued for, but has not received payment for at year end. Receivables are initially recorded at fair value and subsequently recorded at the amount the School realistically expects to receive. A receivable is considered uncollectable where there is objective evidence the School will not be able to collect all amounts due. The amount that is uncollectable (the provision for uncollectibility) is the difference between the amount due and the present value of the amounts expected to be collected.*

#### **i) Inventories**

Inventories are consumable items held for sale and comprise of stationery and school uniforms. They are stated at the lower of cost and net realisable value. Cost is determined on a first in, first out basis. Net realisable value is the estimated selling price in the ordinary course of activities less the estimated costs necessary to make the sale. Any write down from cost to net realisable value is recorded as an expense in the Statement of Comprehensive Revenue and Expense in the period of the write down.

#### **j) Investments**

Bank term deposits are initially measured at the amount invested. Interest is subsequently accrued and added to the investment balance. A loss allowance for expected credit losses is recognised if the estimated loss allowance is not trivial.

#### **Prior Year Policy**

*Bank term deposits for periods exceeding 90 days are classified as investments and are initially measured at the amount invested. Interest is subsequently accrued and added to the investment balance. After initial recognition bank term deposits are measured at amortised cost using the effective interest method less impairment.*

*Investments that are shares are categorised as "available for sale" for accounting purposes in accordance with financial reporting standards. Share investments are recognised initially by the School at fair value plus transaction costs. At balance date the School has assessed whether there is any evidence that an investment is impaired. Any impairment, gains or losses are recognised in the Statement of Comprehensive Revenue and Expense.*

*After initial recognition any investments categorised as available for sale are measured at their fair value without any deduction for transaction costs the school may incur on sale or other disposal.*

#### **k) Property, Plant and Equipment**

Land and buildings owned by the Crown are excluded from these financial statements. The Board's use of the land and buildings as 'occupant' is based on a property occupancy document.

Improvements to buildings owned by the Crown are recorded at cost, less accumulated depreciation and impairment losses.

Property, plant and equipment are recorded at cost or, in the case of donated assets, fair value at the date of receipt, less accumulated depreciation and impairment losses. Cost or fair value as the case may be, includes those costs that relate directly to bringing the asset to the location where it will be used and making sure it is in the appropriate condition for its intended use.

Property, plant and equipment acquired with individual values under \$500 are not capitalised, they are recognised as an expense in the Statement of Comprehensive Revenue and Expense.

Gains and losses on disposals (*i.e.* sold or given away) are determined by comparing the proceeds received with the carrying amounts (*i.e.* the book value). The gain or loss arising from the disposal of an item of property, plant and equipment is recognised in the Statement of Comprehensive Revenue and Expense.

### **Finance Leases**

A finance lease transfers to the lessee substantially all the risks and rewards incidental to ownership of an asset, whether or not title is eventually transferred. At the start of the lease term, finance leases are recognised as assets and liabilities in the statement of financial position at the lower of the fair value of the leased asset or the present value of the minimum lease payments. The finance charge is charged to the surplus or deficit over the lease period so as to produce a constant periodic rate of interest on the remaining balance of the liability. The amount recognised as an asset is depreciated over its useful life. If there is no reasonable certainty whether the school will obtain ownership at the end of the lease term, the asset is fully depreciated over the shorter of the lease term and its useful life.

### **Depreciation**

Property, plant and equipment except for library resources are depreciated over their estimated useful lives on a straight line basis. Library resources are depreciated on a diminishing value basis. Depreciation of all assets is reported in the Statement of Comprehensive Revenue and Expense.

The estimated useful lives of the assets are:

Building School Owned	50 years
Building improvements to Crown Owned Assets	10 - 20 years
Furniture and equipment	3 - 25 years
Information and communication technology	3 years
Leased assets held under a Finance Lease	3 years
Library resources	12.5% Diminishing value

### **l) Impairment of property, plant, and equipment and intangible assets**

The school does not hold any cash generating assets. Assets are considered cash generating where their primary objective is to generate a commercial return.

#### *Non cash generating assets*

Property, plant, and equipment and intangible assets held at cost that have a finite useful life are reviewed for impairment whenever events or changes in circumstances indicate that the carrying amount may not be recoverable. An impairment loss is recognised for the amount by which the asset's carrying amount exceeds its recoverable service amount. The recoverable service amount is the higher of an asset's fair value less costs to sell and value in use.

Value in use is determined using an approach based on either a depreciated replacement cost approach, restoration cost approach, or a service units approach. The most appropriate approach used to measure value in use depends on the nature of the impairment and availability of information.

If an asset's carrying amount exceeds its recoverable service amount, the asset is regarded as impaired and the carrying amount is written down to the recoverable amount. The total impairment loss is recognised in the surplus or deficit.

The reversal of an impairment loss is recognised in the surplus or deficit.

### **m) Accounts Payable**

Accounts Payable represents liabilities for goods and services provided to the School prior to the end of the financial year which are unpaid. Accounts Payable are recorded at the amount of cash required to settle those liabilities. The amounts are unsecured and are usually paid within 30 days of recognition.

### **n) Employee Entitlements**

#### *Short-term employee entitlements*

Employee benefits that are due to be settled within 12 months after the end of the period in which the employee renders the related service are measured based on accrued entitlements at current rates of pay.

These include salaries and wages accrued up to balance date, annual leave earned to but not yet taken at balance date.

### **o) Provision for Cyclical Maintenance**

The property from which the School operates is owned by the Crown, and is vested in the Ministry. The Ministry has gazetted a property occupancy document that sets out the Board's property maintenance responsibilities. The Board is responsible for maintaining the land, buildings and other facilities on the School site in a state of good order and repair.

Cyclical maintenance, which involves painting the interior and exterior of the School, makes up the most significant part of the Board's responsibilities outside day-to-day maintenance. The provision for cyclical maintenance represents the obligation the Board has to the Ministry and is based on the Board's ten year property plan (10YPP).

#### **p) Financial Assets and Liabilities**

The School's financial assets comprise cash and cash equivalents, accounts receivable, and investments. All of these financial assets, except for investments that are shares, are categorised as "loans and receivables" for accounting purposes in accordance with financial reporting standards.

Investments that are shares are categorised as "available for sale" for accounting purposes in accordance with financial reporting standards.

The School's financial liabilities comprise accounts payable, borrowings, finance lease liability, and painting contract liability. All of these financial liabilities are categorised as "financial liabilities measured at amortised cost" for accounting purposes in accordance with financial reporting standards.

#### **q) Borrowings**

Borrowings on normal commercial terms are initially recognised at the amount borrowed plus transaction costs. Interest due on the borrowings is subsequently accrued and added to the borrowings balance. Borrowings are classified as current liabilities unless the school has an unconditional right to defer settlement of the liability for at least 12 months after balance date.

Grants determined by the Minister of Education for operational activities includes all items (core components) included in the Operational Funding notice.

Borrowings include but not limited to bank overdrafts, operating leases, finance leases, painting contracts and term loans.

#### **r) Goods and Services Tax (GST)**

The financial statements have been prepared on a GST exclusive basis, with the exception of accounts receivable and accounts payable which are stated as GST inclusive.

The net amount of GST paid to, or received from, the IRD, including the GST relating to investing and financing activities, is classified as a net operating cash flow in the statements of cash flows.

Commitments and contingencies are disclosed exclusive of GST.

#### **s) Budget Figures**

The budget figures are extracted from the School budget that was approved by the Board at the start of the year.

#### **t) Services received in-kind**

From time to time the School receives services in-kind, including the time of volunteers. The School has elected not to recognise services received in kind in the Statement of Comprehensive Revenue and Expense.



## 2. Government Grants

	2019 Actual \$	2019 Budget (Unaudited) \$	2018 Actual \$
Operational Grants	97,120	104,025	106,388
Teachers' Salaries Grants	271,829	270,000	284,747
Use of Land and Buildings Grants	124,489	115,000	125,069
Resource Teachers Learning and Behaviour Grants	1,161	-	-
Other MoE Grants	3,010	-	-
Other Government Grants	16,515	9,000	10,762
	<u>514,124</u>	<u>498,025</u>	<u>526,965</u>

## 3. Locally Raised Funds

Local funds raised within the School's community are made up of:

	2019 Actual \$	2019 Budget (Unaudited) \$	2018 Actual \$
<b>Revenue</b>			
Donations	6,947	4,000	4,837
Bequests & Grants	1,512	1,000	1,584
Activities	12,385	13,350	9,213
Trading	10,392	10,680	11,635
Fundraising	217	-	-
Other Revenue	2,843	2,000	6,832
	<u>34,296</u>	<u>31,030</u>	<u>34,100</u>
<b>Expenses</b>			
Activities	23,162	18,700	12,597
Trading	3,927	9,150	7,881
Fundraising (Costs of Raising Funds)	4	-	-
School House Costs	2,034	-	5,019
	<u>29,128</u>	<u>27,850</u>	<u>25,497</u>
<i>Surplus/ (Deficit) for the year Locally raised funds</i>	<u>5,168</u>	<u>3,180</u>	<u>8,603</u>

## 4. Learning Resources

	2019 Actual \$	2019 Budget (Unaudited) \$	2018 Actual \$
Curricular	7,992	6,400	4,883
Equipment Repairs	-	200	-
Information and Communication Technology	1,215	2,290	3,110
Library Resources	62	500	10
Employee Benefits - Salaries	302,887	291,271	298,668
Staff Development	3,546	5,100	2,985
	<u>315,702</u>	<u>305,761</u>	<u>309,656</u>

## 5. Administration

	2019 Actual \$	2019 Budget (Unaudited) \$	2018 Actual \$
Audit Fee	3,125	2,700	3,708
Board of Trustees Fees	1,150	2,000	1,300
Board of Trustees Expenses	374	1,450	729
Communication	1,403	1,500	1,465
Consumables	380	820	299
Operating Lease	3,522	3,000	3,490
Other	6,355	5,420	4,968
Employee Benefits - Salaries	12,609	12,719	13,364
Service Providers, Contractors and Consultancy	2,943	3,750	4,020
	31,861	33,359	33,343

## 6. Property

	2019 Actual \$	2019 Budget (Unaudited) \$	2018 Actual \$
Caretaking and Cleaning Consumables	1,072	1,100	849
Consultancy and Contract Services	852	850	852
Cyclical Maintenance Provision	3,640	5,000	-
Grounds	2,623	4,000	2,785
Heat, Light and Water	7,950	9,000	9,552
Rates	1,423	1,300	1,312
Repairs and Maintenance	173	8,700	5,269
Use of Land and Buildings	124,489	115,000	125,069
Employee Benefits - Salaries	8,459	8,608	9,274
	150,680	153,558	154,962

The use of land and buildings figure represents 8% of the school's total property value. Property values are established as part of the nation-wide revaluation exercise that is conducted every 30 June for the Ministry of Education's year-end reporting purposes.

## 7. Depreciation

	2019 Actual \$	2019 Budget (Unaudited) \$	2018 Actual \$
Buildings - School	1,100	1,000	1,100
Building Improvements - Crown	1,187	1,000	2,689
Furniture and Equipment	5,326	5,000	6,899
Information and Communication Technology	1,945	1,000	1,838
Leased Assets	1,389	1,000	1,139
Library Resources	720	1,000	2,543
	11,667	10,000	16,208



## 8. Cash and Cash Equivalents

	2019 Actual \$	2019 Budget (Unaudited) \$	2018 Actual \$
Bank Current Account	33,073	36,263	21,430
Bank Call Account	28,770	59,590	59,590
Cash and cash equivalents for Cash Flow Statement	61,843	95,853	81,020

The carrying value of short-term deposits with maturity dates of 90 days or less approximates their fair value.

## 9. Accounts Receivable

	2019 Actual \$	2019 Budget (Unaudited) \$	2018 Actual \$
Receivables	-	622	622
Interest Receivable	1,318	-	-
Banking Staffing Underuse	3,010	-	-
Teacher Salaries Grant Receivable	15,264	21,969	21,969
	19,592	22,591	22,591
Receivables from Exchange Transactions	1,318	622	622
Receivables from Non-Exchange Transactions	18,274	21,969	21,969
	19,592	22,591	22,591

## 10. Inventories

	2019 Actual \$	2019 Budget (Unaudited) \$	2018 Actual \$
Stationery	655	942	942
Canteen	78	-	-
	733	942	942

## 11. Investments

The School's investment activities are classified as follows:

	2019 Actual \$	2019 Budget (Unaudited) \$	2018 Actual \$
Current Asset			
Short-term Bank Deposits	122,103	84,284	84,284
Total Investments	122,103	84,284	84,284



## 12. Property, Plant and Equipment

	Opening Balance (NBV)	Additions	Disposals	Impairment	Depreciation	Total (NBV)
2019	\$	\$	\$	\$	\$	\$
Buildings	39,875	-	-	-	(1,100)	38,775
Building Improvements	12,113	-	(993)	-	(1,187)	9,933
Furniture and Equipment	18,578	-	(447)	-	(5,326)	12,805
Information and Communication Technology	3,102	551	-	-	(1,945)	1,708
Leased Assets	1,515	1,496	-	-	(1,389)	1,622
Library Resources	5,161	611	(13)	-	(720)	5,039
<b>Balance at 31 December 2019</b>	<b>80,343</b>	<b>2,658</b>	<b>(1,453)</b>	<b>-</b>	<b>(11,667)</b>	<b>69,882</b>

	Cost or Valuation	Accumulated Depreciation	Net Book Value
2019	\$	\$	\$
Buildings	55,000	(16,225)	38,775
Building Improvements	55,191	(45,258)	9,933
Furniture and Equipment	246,291	(233,486)	12,805
Information and Communication Technology	6,081	(4,373)	1,708
Leased Assets	3,186	(1,564)	1,622
Library Resources	32,910	(27,871)	5,039
<b>Balance at 31 December 2019</b>	<b>398,659</b>	<b>(328,777)</b>	<b>69,882</b>

	Opening Balance (NBV)	Additions	Disposals	Impairment	Depreciation	Total (NBV)
2018	\$	\$	\$	\$	\$	\$
Buildings	40,975	-	-	-	(1,100)	39,875
Building Improvements	14,802	-	-	-	(2,689)	12,113
Furniture and Equipment	18,442	7,035	-	-	(6,899)	18,578
Information and Communication Technology	4,940	-	-	-	(1,838)	3,102
Leased Assets	2,653	-	-	-	(1,139)	1,514
Library Resources	6,736	968	-	-	(2,543)	5,161
<b>Balance at 31 December 2018</b>	<b>88,548</b>	<b>8,003</b>	<b>-</b>	<b>-</b>	<b>(16,208)</b>	<b>80,343</b>

	Cost or Valuation	Accumulated Depreciation	Net Book Value
2018	\$	\$	\$
Buildings	55,000	(15,125)	39,875
Building Improvements	63,792	(51,679)	12,113
Furniture and Equipment	248,076	(229,498)	18,578
Information and Communication Technology	5,530	(2,428)	3,102
Leased Assets	3,416	(1,903)	1,514
Library Resources	32,387	(27,226)	5,161
<b>Balance at 31 December 2018</b>	<b>408,201</b>	<b>(327,859)</b>	<b>80,343</b>





### 13. Intangible Assets

The School's Intangible Assets are made up of acquired computer software.

	Acquired software	Internally generated software	Total \$
<b>Cost</b>			
Balance at 1 January 2018	130	-	130
<b>Accumulated Amortisation and impairment losses</b>			
Impairment losses	(130)	-	(130)
Balance at 31 December 2018/1 January 2019	-	-	-

### 14. Accounts Payable

	2019 Actual \$	2019 Budget (Unaudited) \$	2018 Actual \$
Operating Creditors	5,478	3,341	3,341
Accruals	3,034	2,848	2,848
Employee Entitlements - Salaries	15,264	23,178	23,178
	<u>23,776</u>	<u>29,366</u>	<u>29,366</u>
Payables for Exchange Transactions	23,776	29,366	29,366
	<u>23,776</u>	<u>29,366</u>	<u>29,366</u>

The carrying value of payables approximates their fair value.

### 15. Provision for Cyclical Maintenance

	2019 Actual \$	2019 Budget (Unaudited) \$	2018 Actual \$
Provision at the Start of the Year	65,024	65,024	65,024
Increase/ (decrease) to the Provision During the Year	1,821	5,000	-
Use of the Provision During the Year	(861)	-	-
Adjustment to the Provision	1,820		
Provision at the End of the Year	<u>67,804</u>	<u>70,024</u>	<u>65,024</u>
Cyclical Maintenance - Current	59,804	46,818	46,818
Cyclical Maintenance - Term	8,000	23,206	18,206
	<u>67,804</u>	<u>70,024</u>	<u>65,024</u>



## 16. Finance Lease Liability

The School has entered into a number of finance lease agreements for computers and other ICT equipment. Minimum lease

	2019 Actual \$	2019 Budget (Unaudited) \$	2018 Actual \$
No Later than One Year	1,053	483	973
Later than One Year and no Later than Five Years	855	-	306
Later than Five Years	-	-	-
	1,908	483	1,279

## 17. Funds Held for Capital Works Projects

During the year the School received and applied funding from the Ministry of Education for the following capital works projects:

	2019	Opening Balances \$	Receipts from MoE \$	Payments \$	BOT Contributions	Closing Balances \$
Boiler Upgrade	<i>completed</i>	1,912	-	(1,912)	-	-
Classroom Upgrade	<i>completed</i>	(12,756)	12,756	-	-	-
Fencing Upgrade	<i>completed</i>	-	146,126	(146,126)	-	-
Totals		(10,844)	158,882	(148,038)	-	-

	2018	Opening Balances \$	Receipts from MoE \$	Payments \$	BOT Contributions	Closing Balances \$
Boiler Upgrade	<i>in progress</i>	1,440	1,912	(1,440)	-	1,912
Classroom Upgrade	<i>in progress</i>	3,249	-	(16,005)	-	(12,756)
Totals		4,689	1,912	(17,445)	-	(10,844)

## 18. Related Party Transactions

The School is a controlled entity of the Crown, and the Crown provides the major source of revenue to the school. The school enters into transactions with other entities also controlled by the Crown, such as government departments, state-owned enterprises and other Crown entities. Transactions with these entities are not disclosed as they occur on terms and conditions no more or less favourable than those that it is reasonable to expect the school would have adopted if dealing with that entity at arm's length.

Related party disclosures have not been made for transactions with related parties that are within a normal supplier or client/recipient relationship on terms and condition no more or less favourable than those that it is reasonable to expect the school would have adopted in dealing with the party at arm's length in the same circumstances. Further, transactions with other government agencies (for example, Government departments and Crown entities) are not disclosed as related party transactions when they are consistent with the normal operating arrangements between government agencies and undertaken on the normal terms and conditions for such transactions.



## 19. Remuneration

### Key management personnel compensation

Key management personnel of the School include all trustees of the Board, Principal, Deputy Principals and Heads of Departments.

	<b>2019 Actual \$</b>	<b>2018 Actual \$</b>
<i>Board Members</i>		
Remuneration	1,150	1,300
Full-time equivalent members	0.04	0.06
<i>Leadership Team</i>		
Remuneration	193,099	180,900
Full-time equivalent members	2	2
Total key management personnel remuneration	194,249	182,200
Total full-time equivalent personnel	2.04	2.06

The full time equivalent for Board members has been determined based on attendance at Board meetings, Committee meetings and for other obligations of the Board, such as stand downs and suspensions, plus the estimated time for Board members to prepare for meetings.

### Principal

The total value of remuneration paid or payable to the Principal was in the following bands:

	<b>2019 Actual \$000</b>	<b>2018 Actual \$000</b>
Salaries and Other Short-term Employee Benefits:		
Salary and Other Payments	110 - 120	100 - 110
Benefits and Other Emoluments	0 - 5	2 - 3
Termination Benefits	-	-

### Other Employees

The number of other employees with remuneration greater than \$100,000 was in the following bands:

<b>Remuneration \$000</b>	<b>2019 FTE Number</b>	<b>2018 FTE Number</b>
110 - 120	-	-
100 - 110	-	-
	-	-

The disclosure for 'Other Employees' does not include remuneration of the Principal.

## 20. Compensation and Other Benefits Upon Leaving

The total value of compensation or other benefits paid or payable to persons who ceased to be trustees, committee member, or employees during the financial year in relation to that cessation and number of persons to whom all or part of that total was payable was as follows:

	<b>2019 Actual</b>	<b>2018 Actual</b>
Total	-	-
Number of People	-	-

## 21. Contingencies

There are no contingent liabilities (except as noted below) and no contingent assets as at **31 December 2019** (Contingent liabilities and assets at **31 December 2018**: nil).

### Holidays Act Compliance – schools payroll

The Ministry of Education performs payroll processing and payments on behalf of school boards of trustees, through payroll service provider Education Payroll Limited.

The Ministry has commenced a review of the schools sector payroll to ensure compliance with the Holidays Act 2003. The initial phase of this review has identified areas of non-compliance. The Ministry has recognised an estimated provision based on the analysis of sample data, which may not be wholly representative of the total dataset for Teacher and Support Staff Entitlements. A more accurate estimate will be possible after further analysis of non-compliance has been completed, and this work is ongoing. Final calculations and potential impact on any specific individual will not be known until further detailed analysis has been completed

To the extent that any obligation cannot reasonably be quantified at 31 December 2019, a contingent liability for the school may exist.

## 22. Commitments

### (a) Capital Commitments

As at 31 December 2019 the Board has entered into the following contract agreement for capital works.

(a) \$31,235 contract for the Water Treatment Project to be completed in 2020, which will be fully funded by the Ministry of Education.

(Capital commitments at 31 December 2018: \$nil)

### (b) Operating Commitments

As at 31 December 2019 the Board has entered into the following contracts:

(a) operating lease of computer equipment and a photocopier;

	2019 Actual \$	2018 Actual \$
No later than One Year	1,824	-
Later than One Year and No Later than Five Years	81	-
Later than Five Years	-	-
	1,905	-



### 23. Managing Capital

The School's capital is its equity and comprises capital contributions from the Ministry of Education for property, plant and equipment and accumulated surpluses and deficits. The School does not actively manage capital but attempts to ensure that income exceeds spending in most years. Although deficits can arise as planned in particular years, they are offset by planned surpluses in previous years or ensuing years.

### 24. Financial Instruments

The carrying amount of financial assets and liabilities in each of the financial instrument categories are as follows:

#### Financial assets measured at amortised cost (2018: Loans and receivables)

	2019 Actual \$	2019 Budget (Unaudited) \$	2018 Actual \$
Cash and Cash Equivalents	61,843	95,853	81,020
Receivables	19,592	22,591	22,591
Investments - Term Deposits	122,103	84,284	84,284
Total Financial assets measured at amortised cost	<u>203,538</u>	<u>202,728</u>	<u>187,895</u>

#### Financial liabilities measured at amortised cost

Payables	23,776	29,366	29,366
Finance Leases	1,736	483	1,456
Total Financial Liabilities Measured at Amortised Cost	<u>25,511</u>	<u>29,850</u>	<u>30,823</u>

### 25. Events After Balance Date

On March 11, 2020, the World Health Organisation declared the outbreak of COVID-19 (a novel Coronavirus) a pandemic. Two weeks later, on 26 March, New Zealand increased its' COVID-19 alert level to level 4 and a nationwide lockdown commenced. As part of this lockdown all schools were closed. Subsequently all schools and kura reopened on the 18<sup>th</sup> of May 2020.

At the date of issuing the financial statements, the school has been able to absorb the majority of the impact from the nationwide lockdown as it was decided to start the annual Easter School holidays early. In the periods the school is open for tuition, the school has switched to alternative methods of delivering the curriculum, so students can learn remotely.

At this time the full financial impact of the COVID-19 pandemic is not able to be determined, but it is not expected to be significant to the school. The school will continue to receive funding from the Ministry of Education, even while closed.

### 26. Comparatives

There have been a number of prior period comparatives which have been reclassified to make disclosure consistent with the current year.

### 27. Adoption of PBE IFRS 9 Financial Instruments

Upon transition to PBE IFRS9 there were no material adjustments to these financial statements



## **Gorge Road School Kiwisport Statement**

31 December 2019

Seven students participated in organised sport through our Southern Zone organisation throughout the year. All the School also participated in Athletics, Moffett Cup and Zone Soccer Tournament. In 2019 the school received Kiwisport funding of \$560.00. This money was used to purchase new balls and P.E equipment.

<b>School Name:</b> Gorge Road School	<b>School Number:</b> 3957
---------------------------------------	----------------------------

**Strategic Aim:** To enhance student achievement by providing an innovative and vibrant learning environment, and ensuring all students are able to access the NZ curriculum, and that their progress and achievement is monitored effectively in relation to NZC levels

**Annual Aim:** To attain high levels of student achievement in numeracy and literacy

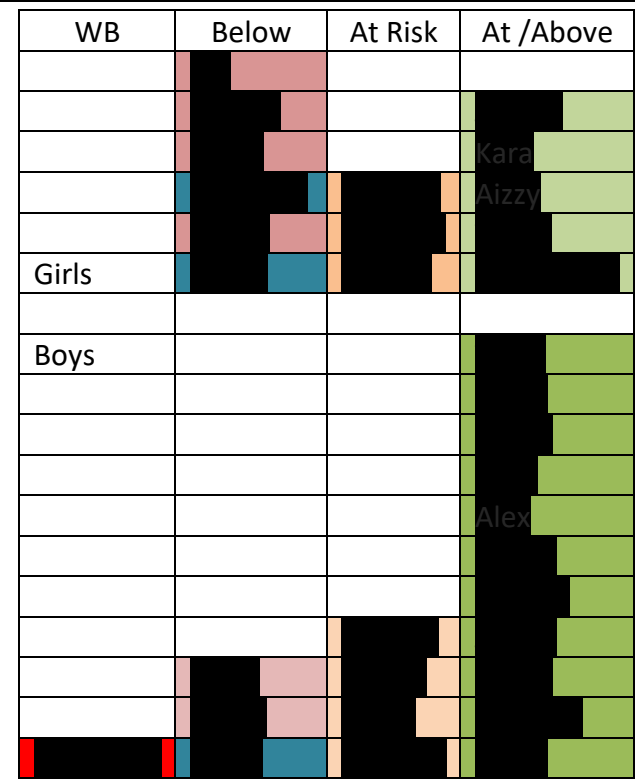
**Target:** Maths- 80% of children will achieve at or above their age-appropriate level.

**Baseline Data:** 2018 EOY reports identify target children for this year. Of particular interest are the 3 children identified in the AOV 2018. Who made nil progress or who made less than the years progress and effectively went backwatrds compared to their personal expectations and goals.

The baseline data was sourced from the EOY reports of continuing pupils at GRS. Although our target of 80% was achieved in 218, there are three continuing students who failed to succeed. They are of greatest concern

**Start of Year ANALYSIS**

<u>Whole School Overall-</u>	<u>Gender Analysis</u>
10/ 33= 30% below	4/19= 21% boys below
23/33= 70% at or above	15/19= 79% boys at/above
	6/14= 43%girls below
	8/14= 57% girls v+



**Actions**  
*What will we do?*

<b>Actions to achieve targets</b>	<b>Led by</b>	<b>Resourcing</b>	<b>Timeframe</b>
<ul style="list-style-type: none"> <li>•</li> <li>• Teaching Staff will provide targeted instruction to individual students in an attempt to accelerate progress.</li> <li>• Basic Facts will be emphasised in targeted instruction.</li> <li>• Parents will be given regular feedback regarding maths outcomes form evidence in the classroom programme</li> </ul>	Teaching Staff	<b>Professional Development Budget</b>  <b>Maths Budget</b>	Ongoing
<ul style="list-style-type: none"> <li>• Data will be collected using the Numeracy interview.</li> </ul>	Teaching Staff		EOY data used
<ul style="list-style-type: none"> <li>• Analysis and reflection on data will occur regularly to inform progress and to assist in planning to meet student needs.</li> </ul>	Principal		Ongoing
<ul style="list-style-type: none"> <li>• There will be regular reporting to the board on progress</li> </ul>	Principal		Terms 1, 2 and Term 4
<ul style="list-style-type: none"> <li>• Teachers will participate in Professional Development as available and appropriate</li> </ul>	Teaching Staff		Ongoing
<ul style="list-style-type: none"> <li>• Additional resources will be purchased as needed</li> </ul>	Teaching Staff		Ongoing





## INDEPENDENT AUDITOR'S REPORT

### TO THE READERS OF GORGE ROAD SCHOOL FINANCIAL STATEMENTS FOR THE YEAR ENDED 31 DECEMBER 2019

The Auditor-General is the auditor of Gorge Road School (the School). The Auditor-General has appointed me, Kenneth Sandri, using the staff and resources of Crowe, to carry out the audit of the financial statements of the School on his behalf.

#### Opinion

We have audited the financial statements of the School on pages 2 to 19, that comprise the Statement of Financial Position as at 31 December 2019, the Statement of Comprehensive Revenue and Expense, Statement of Changes in Net Assets/Equity and Cash Flow Statement for the year ended on that date, and the notes to the financial statements that include accounting policies and other explanatory information.

In our opinion the financial statements of the School:

- present fairly, in all material respects:
  - its financial position as at 31 December 2019; and
  - its financial performance and cash flows for the year then ended; and
- comply with generally accepted accounting practice in New Zealand in accordance with Public Sector – Public Benefit Entity Standards Reduced Disclosure Regime.

Our audit was completed on 19 May 2020. This is the date at which our opinion is expressed.

The basis for our opinion is explained below, and we draw your attention to the possible effects of COVID-19. In addition, we outline the responsibilities of the Board and our responsibilities relating to the financial statements and the statement of service performance, we comment on other information, and we explain our independence.

#### Emphasis of Matter – COVID-19

Without modifying our opinion, we draw attention to the disclosures in note 25 on page 19 which outline the possible effects of the Alert Level 4 lockdown as a result of the COVID-19 pandemic.

#### Basis of opinion

We carried out our audit in accordance with the Auditor-General's Auditing Standards, which incorporate the Professional and Ethical Standards and the International Standards on Auditing (New Zealand) issued by the New Zealand Auditing and Assurance Standards Board. Our responsibilities under those standards are further described in the Responsibilities of the auditor section of our report.

We have fulfilled our responsibilities in accordance with the Auditor-General's Auditing Standards.

We believe that the audit evidence we have obtained is sufficient and appropriate to provide a basis for our opinion.

#### Responsibilities of the Board of Trustees for the financial statements

The Board of Trustees is responsible on behalf of the School for preparing financial statements that are fairly presented and that comply with generally accepted accounting practice in New Zealand. The Board of

Trustees is responsible for such internal control as it determines is necessary to enable it to prepare financial statements that are free from material misstatement, whether due to fraud or error.

In preparing the financial statements, the Board of Trustees is responsible on behalf of the School for assessing the School's ability to continue as a going concern. The Board of Trustees is also responsible for disclosing, as applicable, matters related to going concern and using the going concern basis of accounting, unless there is an intention to close or merge the School, or there is no realistic alternative but to do so.

The Board of Trustees' responsibilities arise from the Education Act 1989.

### **Responsibilities of the auditor for the audit of the financial statements**

Our objectives are to obtain reasonable assurance about whether the financial statements, as a whole, are free from material misstatement, whether due to fraud or error, and to issue an auditor's report that includes our opinion.

Reasonable assurance is a high level of assurance but is not a guarantee that an audit carried out in accordance with the Auditor-General's Auditing Standards will always detect a material misstatement when it exists. Misstatements are differences or omissions of amounts or disclosures and can arise from fraud or error. Misstatements are considered material if, individually or in the aggregate, they could reasonably be expected to influence the decisions of readers taken on the basis of these financial statements.

For the budget information reported in the financial statements, our procedures were limited to checking that the information agreed to the School's approved budget.

We did not evaluate the security and controls over the electronic publication of the financial statements.

As part of an audit in accordance with the Auditor-General's Auditing Standards, we exercise professional judgement and maintain professional scepticism throughout the audit. Also:

- We identify and assess the risks of material misstatement of the financial statements, whether due to fraud or error, design and perform audit procedures responsive to those risks, and obtain audit evidence that is sufficient and appropriate to provide a basis for our opinion. The risk of not detecting a material misstatement resulting from fraud is higher than for one resulting from error, as fraud may involve collusion, forgery, intentional omissions, misrepresentations, or the override of internal control.
- We obtain an understanding of internal control relevant to the audit in order to design audit procedures that are appropriate in the circumstances, but not for the purpose of expressing an opinion on the effectiveness of the School's internal control.
- We evaluate the appropriateness of accounting policies used and the reasonableness of accounting estimates and related disclosures made by the Board of Trustees.
- We conclude on the appropriateness of the use of the going concern basis of accounting by the Board of Trustees and, based on the audit evidence obtained, whether a material uncertainty exists related to events or conditions that may cast significant doubt on the School's ability to continue as a going concern. If we conclude that a material uncertainty exists, we are required to draw attention in our auditor's report to the related disclosures in the financial statements or, if such disclosures are inadequate, to modify our opinion. Our conclusions are based on the audit evidence obtained up to the date of our auditor's report. However, future events or conditions may cause the School to cease to continue as a going concern.
- We evaluate the overall presentation, structure and content of the financial statements, including the disclosures, and whether the financial statements represent the underlying transactions and events in a manner that achieves fair presentation.
- We assess the risk of material misstatement arising from the Novopay payroll system, which may still contain errors. As a result, we carried out procedures to minimise the risk of material

errors arising from the system that, in our judgement, would likely influence readers' overall understanding of the financial statements.

We communicate with the Board of Trustees regarding, among other matters, the planned scope and timing of the audit and significant audit findings, including any significant deficiencies in internal control that we identify during our audit.

Our responsibilities arise from the Public Audit Act 2001.

### **Other information**

The Board of Trustees is responsible for the other information. The other information comprises the information included on pages 20 to 23, but does not include the financial statements, and our auditor's report thereon.

Our opinion on the financial statements does not cover the other information and we do not express any form of audit opinion or assurance conclusion thereon.

In connection with our audit of the financial statements, our responsibility is to read the other information. In doing so, we consider whether the other information is materially inconsistent with the financial statements or our knowledge obtained in the audit, or otherwise appears to be materially misstated. If, based on our work, we conclude that there is a material misstatement of this other information, we are required to report that fact. We have nothing to report in this regard.

### **Independence**

We are independent of the School in accordance with the independence requirements of the Auditor-General's Auditing Standards, which incorporate the independence requirements of Professional and Ethical Standard 1 (Revised): *Code of Ethics for Assurance Practitioners* issued by the New Zealand Auditing and Assurance Standards Board.

Other than the audit, we have no relationship with or interests in the School.



Kenneth Sandri  
Crowe New Zealand Audit Partnership  
On behalf of the Auditor-General  
Invercargill, New Zealand